




25 August 2021



Dear

**Re: OIA request – Emergency Department staffing**

Thank you for your Official Information Act request received 29 July 2021 seeking information from Waitematā District Health Board (DHB) about Emergency Department (ED) staffing.

Before responding to your specific questions, it may be useful to provide some context about our services.

Waitematā is the largest and one of the most rapidly growing DHBs in the country, serving a population of around 650,000 across the North Shore, Waitakere and Rodney areas. We are the largest employer in the district, employing around 8,500 people across more than 80 locations.

In addition to providing care to our own resident population, we are the Northern Region provider of forensic mental health services and child rehabilitation services, plus the metro Auckland provider of child community dental services and community alcohol and drug services.

In response to your request, we are able to provide the following information:

- 1. Resident Medical Officer (RMO) Full Time Equivalent (FTE) as at 1 July 2021 on ED runs for each ED department, broken down into House Officer and Registrar.**

**Table 1. Number of RMOs by FTE on ED runs for North Shore and Waitakere hospitals as at 1 July 2021**

DHB and RMO Designation	Sum of RMO FTE 01/07/2021
<b>Waitemata District Health Board</b>	<b>29.5</b>
North Shore Hospital	15
House Officer	6
Registrar	9
Waitakere Hospital	14.5
House Officer	6
Registrar	8.5

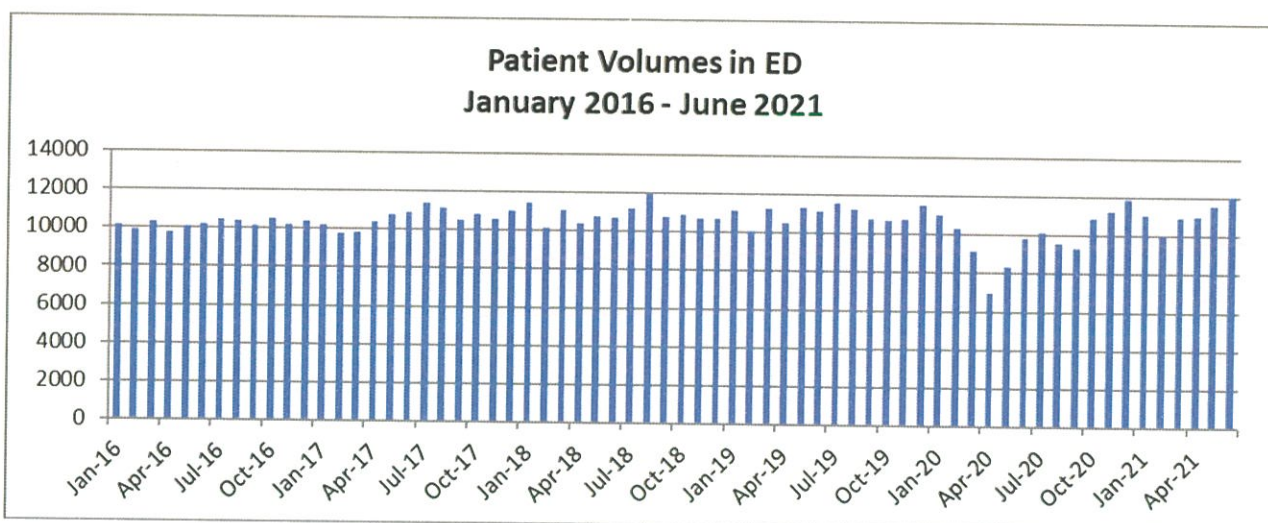
2. RMO FTE as at 1 July 2016 on ED runs for each ED department, broken down into House Officer and Registrar.

Table 2. Number of RMOs by FTE on ED runs for North Shore and Waitakere hospitals, broken down into House Officer and Registrar, as at 1 July 2016

DHB and RMO Designation	Sum of RMO FTE 01/07/2016
<b>Waitemata District Health Board</b>	<b>26</b>
North Shore Hospital	13
House Officer	6
Registrar	7
Waitakere Hospital	13
House Officer	6
Registrar	7

3. Patient volumes in ED by month for the last five years.

Table 3. Patient volumes in North Shore and Waitakere hospitals' EDs by month from January 2016 – June 2021



4. Patient presentations in ED in January 2021 and June 2021 broken down by time band (as below) and day of the week:
  - a) 0800 to 1600 hours
  - b) 1600 to 0000 hours
  - c) 0000-0800 hours

Table 4. Patient presentations to EDs at North Shore and Waitakere hospitals in January 2021

January 21	Mon	Tue	Wed	Thu	Fri	Sat	Sun
0800-1600	710	706	670	583	726	783	772
1600-0000	606	622	607	564	735	667	706
0000-0800	200	197	193	195	260	268	279

**Table 5. Patient presentations to EDs at North Shore and Waitakere hospitals in June 2021**


<b>June 21</b>	<b>Mon</b>	<b>Tue</b>	<b>Wed</b>	<b>Thu</b>	<b>Fri</b>	<b>Sat</b>	<b>Sun</b>
<b>0800-1600</b>	807	1041	910	765	714	678	687
<b>1600-0000</b>	638	837	829	647	643	611	599
<b>0000-0800</b>	231	268	247	221	229	236	255

I trust that this information is helpful.

Waitematā DHB supports the open disclosure of information to assist community understanding of how we are delivering publicly funded healthcare. This includes the proactive publication of anonymised Official Information Act responses on our website from 10 working days after they have been released.

If you consider there are good reasons why this response should not be made publicly available, we will be happy to consider your views.

Yours sincerely



**Executive Director Finance, People and Planning  
Waitematā District Health Board**